


慢速机边粉碎机


SLOW MACHINE EDGE CRUSHER



粉碎效果 Crushing effect




旋风回收系统
Cyclone recovery system



两料比例阀回收系统
Two material proportioning valve recovery system



离尘回收系统
Dust recovery system



SKD-11菠萝刀
SKD-11Pineapple knife

性能特点 >>

- 低功率，大扭矩。
 - 慢转速，小噪音。
 - 可翻转式刀具，更持久 / 更耐用。
 - 柔性连接马达，抗振动，长寿命。
 - 刀腔切削可视化。
 - 无筛网式切削，颗粒均匀，粉尘少。
 - 低重心，高安全小震动。
 - 多重安全防护，低压操作件。
 - 便捷的转子及切屑室清理。
 - 快速拖拉式电机拆装，易拆易装。
 - 模块化设计，快速提供多种可选方案。
- High torque output due to ultra-slow RPM.
 - Low noise due to low RPM.
 - Turnover fixed knife, double life time.
 - Excellent durability and low vibration due to flexible motor connection.
 - Viewable granulating process.
 - Uniform size of granule and low dust due to screenless operation.
 - Safety and low vibration due to low-barycenter structure.
 - Operation with low voltage, multi-safety protection.
 - Easy and direct to access cutting house when changing color or material.
 - Quick assembly or disconnecting motor / rotor because of sliding structure.
 - Providing application solution quickly because of block design.

技术参数 TECHNICAL PARAMETER

型号 model	1P	2P	3P	5P(标准款) Standard	5P(加大加宽款) Increase and widen model
功率(KW) Power	1.1KW	1.5KW	2.2KW	3.7KW	3.7KW
进料口尺寸(MM) Feed port size	246*317	317*317	317*423	350*423	384*474
粉碎室尺寸(MM) Size of crushing chamber	245*260	315*315	310*420	345*420	385*480
S刀回转直径(MM) S Blade rotation diameter	210	268	268	310	350
菠萝刀尺寸(MM) Pineapple blade size	Ø102*79	Ø110*89	Ø110*89	Ø110*89	Ø140*100
动刀 (菠萝刀) Pineapple Blades	3把	3把	4把	4把	4把
动刀 (S刀) S Blade	2把	2把	3把	3把	3把
定刀 (边刀) Fixed Blade	6把	6把	8把	8把	8把
刀具结构 Tool structure	爪刀+滚刀 Claw knife + hob				
刀具材质 Blade material	SKD-11	SKD-11	SKD-11	SKD-11	SKD-11
主轴转速 Speed	24 (转)	24 (转)	24 (转)	24 (转)	24 (转)
机身尺寸(MM) Dimension	905*440*1290	1030*485*1330	1160*485*1350	1160*535*1360	1360*610*1510

产品规格参数如有变动，恕不另行通知。
Specifications are subject to change without notice.